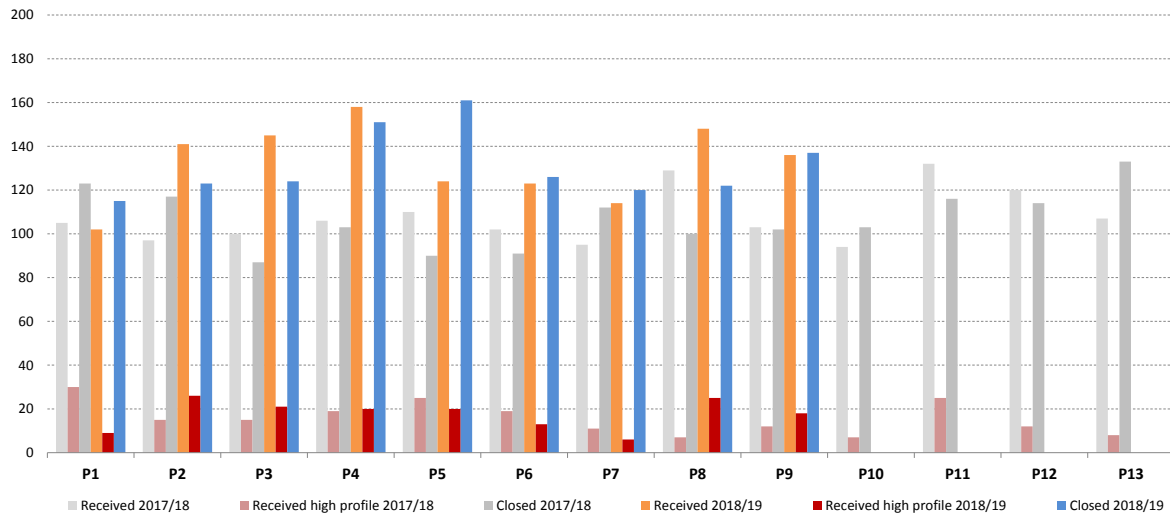


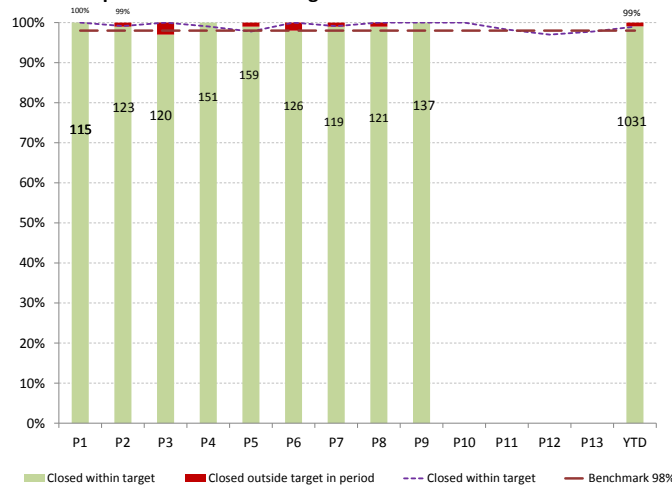
Legal - Freedom of Information

Key Metrics

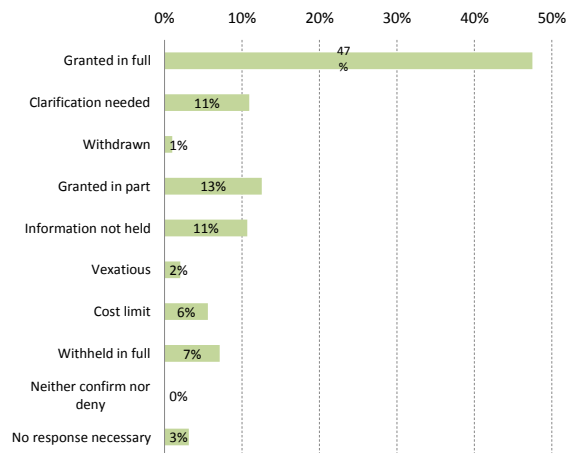
Summary of Freedom of Information requests



Requests closed within target



Closed cases outcome summary YTD



How are we doing against our targets?

During Period 9 (P9) the number of requests received was 136; while this is a slight decrease on the previous Period, the volume of requests remains 27% higher than in the comparable period for 2017. The upward trend against 2017 continues for the eighth consecutive period. The average weekly intake of new requests YTD is 33. 137 requests were closed in P9.

18 new cases were designated as high profile in P9. Media interest continues in the May 2018 timetable and the introduction of Azuma trains; there were also a series of requests for Network Rail Consulting staff bonuses and expenses.

We achieved 100% compliance during P9. This continues to exceed the regulator's benchmark of 90% and maintains our strong level of performance. Information was given out to requestors in 66% of all cases responded to during P9; the YTD disclosure rate has now reached 60%.

We received 5 new first stage appeals (known as Internal Reviews - IRs) during P9. The YTD proportion of responses where an IR takes place remains low, at 5% of all closed requests. This indicates that the quality of our responses to requests is remaining high. One IR was closed during P9.

There was one new second stage appeal to the Information Commissioner's Office (ICO) in P9; the ICO has not yet begun a formal investigation. One further appeal to the ICO remains pending at this time; to date, the ICO has not confirmed that they will be investigating this case. This remains a significantly better position than many comparable public authorities, and is due to the robust internal review process we have developed. It remains the case that there have been no third stage appeals to the First-Tier Tribunal.